

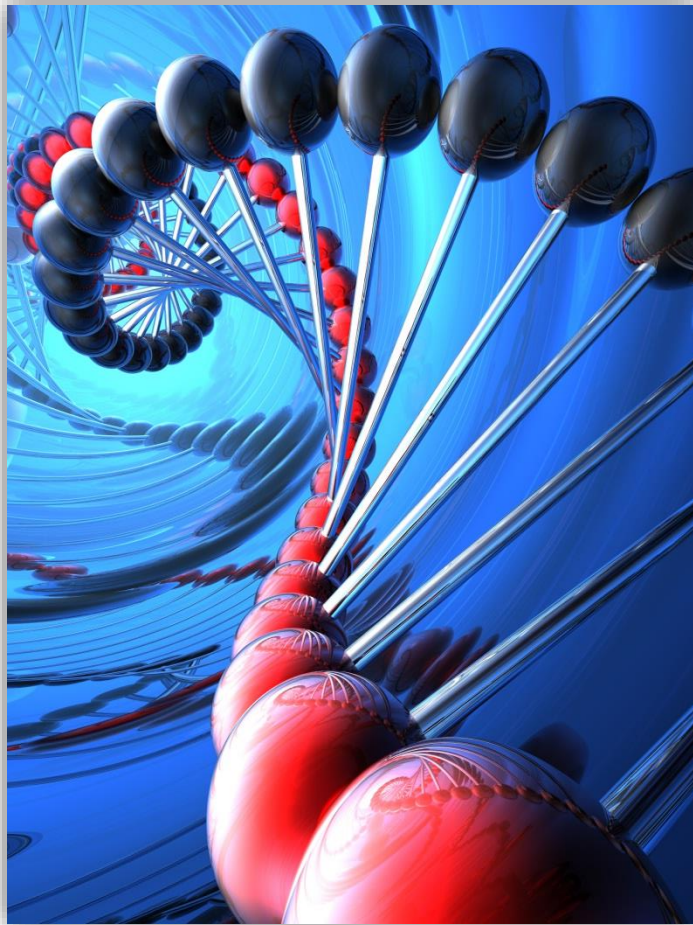
PBS LearningMedia

101

MontanaPBS



Education is in PBS' DNA



- PBS is America's largest and most trusted classroom
- 211 million children and adults nationwide engage with PBS programming and content
- Our involvement in education goes far beyond broadcast into the digital space
- PBS is a leading source of digital learning tools for grades PreK-12 classrooms - the gateway for educators to access these resources is through PBS LearningMedia



EdTech in the 21st Century Classroom

- A 2013 survey* revealed that nearly 3/4 of teachers say technology enables them to...
- Reinforce and expand on content (74%)
- Motivate students to learn (74%)
- Respond to a variety of learning styles (73%)
- 2/3 of teachers participating in the survey mentioned that they wanted access to more technology and resources.

*2013 survey can be found here: <http://to.pbs.org/11Jcnyz>

TEACHERS EMBRACE DIGITAL RESOURCES TO PROPEL LEARNING

74% of Teachers Say

"Educational Technology is a Student-Motivator"

More than two-thirds of teachers want more classroom technology

And up to 75% of teachers in low-income schools

Most beneficial uses of tablets and e-readers for teaching

- 71% Educational applications
- 64% Educational websites
- 60% Educational e-books/textbooks

Benefits of Educational Technology

- 74% Reinforce and expand content
- 74% Motivate students to learn
- 73% Respond to a variety of learning
- 69% "Do much more than ever before" for my students
- 65% Demonstrate something I can't show in any other way

Available Technologies in the Classroom

- 90% Personal computer or PC
- 59% Interactive Whiteboards
- 36% Handhelds (Including cell phones, smart phones)
- 35% Tablets/electronic readers

Most Commonly Used Tech Resources

- 48% Online lesson plans
- 45% Web-based interactive games and activities
- 44% Websites to deliver class information
- 43% Online video, images and articles

Study Methodology
The survey contained 350 web-based follow-up with US pre-K-12 teachers. The survey was conducted January 15-22, 2013, by ViewPoint, Inc. and has a margin of error of +/- 4.4% at a 95% confidence level.



A Look Inside PBS LearningMedia

The screenshot shows the PBS LearningMedia website interface. At the top left is the PBS LearningMedia logo. To the right are links for 'HELP' (FAQ, Feedback) and a 'LOG IN' button. Below the header is a navigation bar with 'BROWSE STANDARDS', 'BROWSE BY GRADE & SUBJECT' (with a dropdown arrow), and a search bar. The main content area features a large orange banner for 'Bring Your Classroom to Life With PBS' with a 'Register Now' button and a 'Why register? Find out more' link. Below the banner is a featured video for 'Daniel Tiger Goes Back to School' with a description: 'Help your youngest learners prepare for the new school year with this rich collection of activities, ...'. Below this are four video thumbnails: 'SCIENCE: Today in Biology: Explore the Sea Anemone', 'SOCIAL STUDIES: Today in History: Discover an ancient Roman theater.', 'MATH: Today in Counting: Count to 20 with Peg + Cat.', and 'ENGLISH LANGUAGE ARTS: Today in Poetry: Explore the works of Carl Sandburg.' Each thumbnail includes a play button icon and a 'Watch the video' link.

Award Winning

- Winner of 2 CODiE Awards for excellence in education (Best K-12 Solution)
- Recognized as a “Cool Tool Award” from EdTech Digest (e-learning)

Custom Option

- Optional paid service layer
- State standards, premium content, user & content management capabilities



How Teachers Use PBS LearningMedia

- To engage students
- To help students visualize concepts
- To personalize instruction
- To help respond to questions initiated by students
- To help students build career awareness

Findings from 2014 PBS LearningMedia focus groups conducted by Education Development Center, Inc.



Content Approach

- Highly searchable contextualized materials
- Aligned to state and national standards
- Materials complement curriculum and teaching strategies, ie. Flipped Classroom, Project Based Learning, Inquiry Based Learning, STEAM, etc.
- Professional development to support teachers



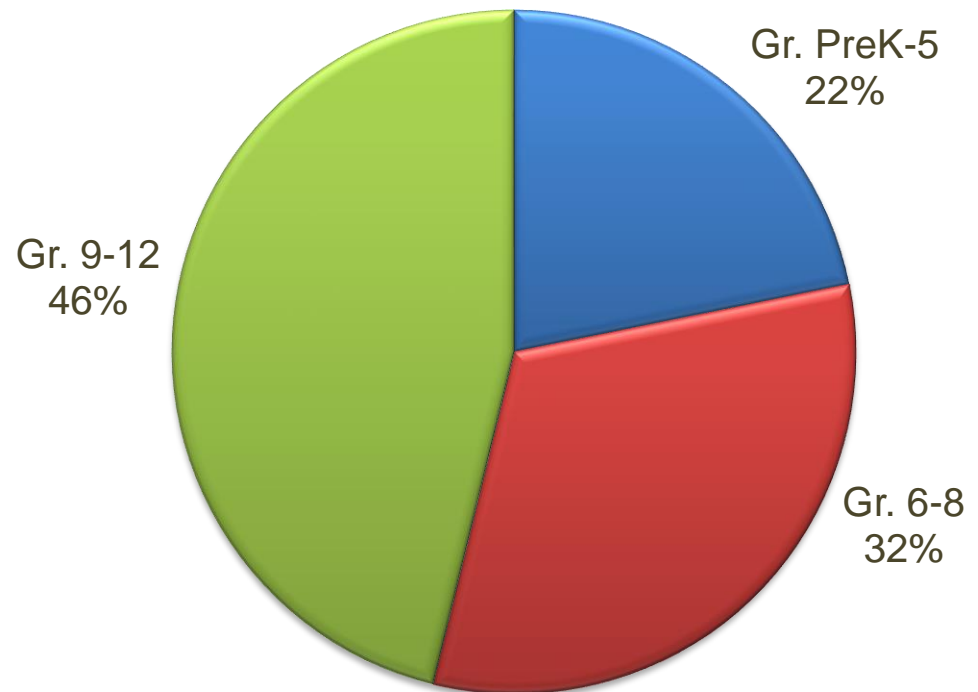
Broad Curricular Coverage

Subjects

- Science
- Mathematics
- English Language Arts and Literacy
- Social Studies
- Arts Education
- Health and Physical Education
- Preschool
- World Languages
- Professional Development

Media Types

- Video
- Images
- Audio
- Interactives
- Print



Resource Types



VIDEO

David Foster Wallace on Ambition | Blank on Blank | PBS Digital Studios

"If your fidelity to perfectionism is high, you never do anything." - David Foster Wallace ...

GRADES: 6-13+



INTERACTIVE

Balloon Blast Activity

In this interactive game, learners explore the fundamentals of projectile motion as they fire a virtual catapult at a target.

GRADES: 7-9



IMAGE

The Rest on the Flight into Egypt

Poussin, Nicolas (1594-1665)
Medium: oil on canvas. Date: 17th Century.

GRADES: 3-12



DOCUMENT

The 150th Anniversary of the Gettysburg Address

This lesson plan was created by the PBS NewsHour Extra and allows students to gain knowledge about the Gettysburg Address ...


GRADES: 7-12



PBS LearningMedia
pbslearningmedia.org



Resource Types



LESSON PLAN

The Ethical Considerations of Personal Genomics

In this media-rich lesson, students explore some of the ethical, legal, and social issues related to genetic testing and ...

GRADES: 9-12



AUDIO

United States National Anthem

Recording of the United States National Anthem: "The Star-Spangled Banner" along with a description of the American flag.

GRADES: ALL



MEDIA GALLERY

Vowel Combinations: -oi-

Learn about vowel combinations -oi- and -oy- with The Electric Company.

GRADES: 1-3



SELF-PACED LESSON

The Story of Pocahontas

In this blended lesson designed to enhance literacy skills, students explore what may have happened when Pocahontas and John Smith met by comparing popular and ...

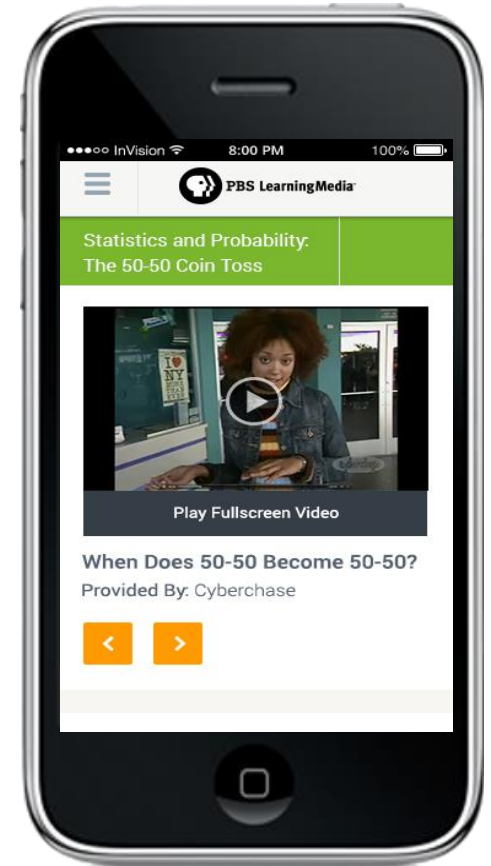
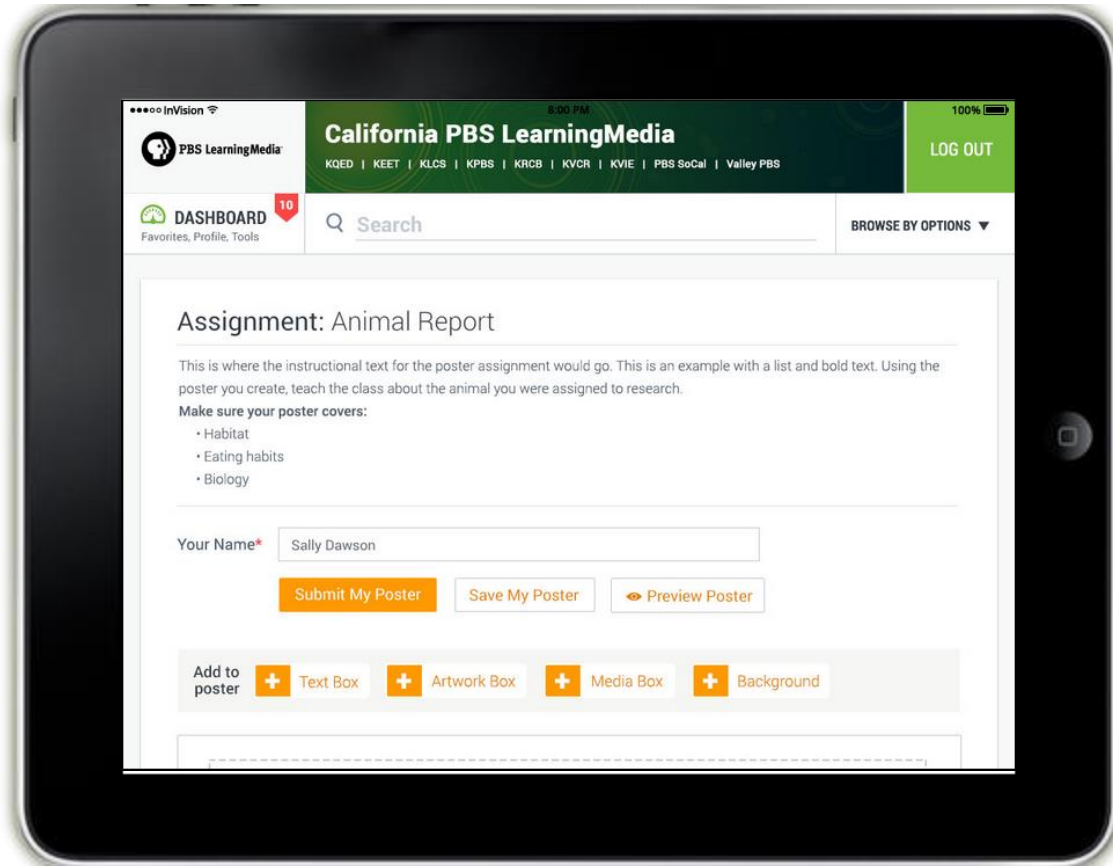
GRADES: 5-8



PBS LearningMedia
pbslearningmedia.org



Responsive Design



Registration

- Site visitors are prompted to register here
- Registration information is collected to localize a user's experience

The screenshot shows the PBS LearningMedia website interface. At the top left is the PBS LearningMedia logo. To the right are links for 'HELP' (FAQ, Feedback) and a 'LOG IN' button. Below the header are navigation options: 'BROWSE STANDARDS', 'BROWSE BY GRADE & SUBJECT', and a search bar. A large orange banner on the left contains the text 'Bring Your Classroom to Life With PBS', 'Register Now' (with a play icon and 'it's free!'), and 'Why register? Find out more'. A red arrow points from the text 'Site visitors are prompted to register here' to this banner. To the right of the banner is a featured content card for 'Daniel Tiger Goes Back to School' with a speech bubble containing the text: 'Daniel Tiger Goes Back to School. Help your youngest learners prepare for the new school year with this rich collection of activities, ...'. Below these are four content cards: 'SCIENCE' (Today in Biology: Explore the Sea Anemone), 'SOCIAL STUDIES' (Today in History: Discover an ancient Roman theater), 'MATH' (Today in Counting: Count to 20 with Peg + Cat), and 'ENGLISH LANGUAGE ARTS' (Today in Poetry: Explore the works of Carl Sandburg). Each card has a 'Watch the video' link at the bottom.



Local Co-Branded Homepage

- Registered users are directed to their localized PBS LearningMedia site upon logging in
- Registration prompt disappears when user is logged into site

The screenshot shows the Kentucky PBS LearningMedia homepage. At the top, there is a navigation bar with the PBS LearningMedia logo, a 'DASHBOARD' link (Favorites, Profile), a 'HELP' link (FAQ, Feedback), and a 'LOG OUT' button. Below this is a banner for 'Kentucky PBS LearningMedia' with the KET encyclopedia logo. The main navigation area includes 'BROWSE STANDARDS', 'BROWSE BY GRADE & SUBJECT', and a search bar. The content area features a 'NEWEST CONTENT' section, a 'MOST POPULAR' section, a 'TEACHING HAS NO LIMITS' banner with a drawing contest announcement, and a featured article titled 'Differentiating Instruction' with a photo of a teacher in a classroom. There are also promotional tiles for 'Welcome Kentucky Educators!' and 'Promoting Positive Behavior'.



Homepage Features

NEWS FROM PBS LEARNING MEDIA



Get your students hooked on reading with our new summer literacy collection!
Explore the collection



WEBINAR: PBS and AMLE recently hosted a webinar focused on adolescent literacy.



JUST LAUNCHED: PBS LearningMedia Custom Service!
Access additional content, tools, & enhanced analytics that improve teacher effectiveness and student achievement.



PBS TeacherLine's new collection of 22 Self-Paced Courses
Explore the courses here!

National and local updates

EDUCATIONAL RESOURCES FEATURING PBS PROGRAMMING

Check them out!



Connect with us for the latest LearningMedia Buzz



LOCATION
2100 Crystal Drive
Arlington, VA 22202

A PARTNERSHIP WITH



[About](#)
[News/Press](#)
[Partners](#)
[Standards](#)
[Station Information](#)

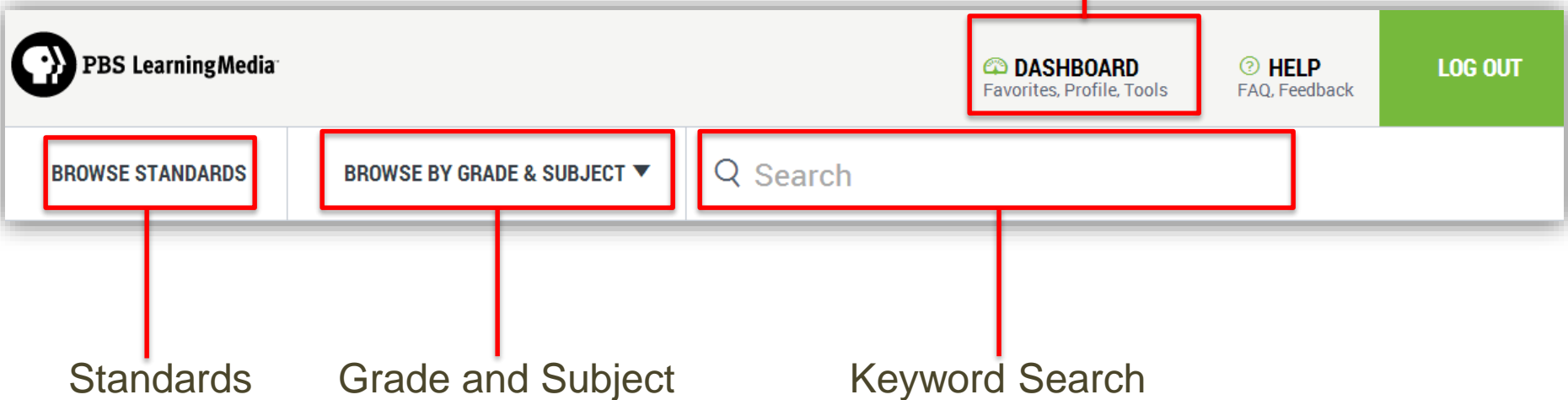
[Contact Us](#)
[Terms of Use](#)
[Privacy Policy](#)
[Help](#)

Links to About Page, Events Page, and FAQ



Browsing Options

Access to Favorites, Profile,
and Tools



Browsing Options

The screenshot shows the PBS LearningMedia website interface. At the top left is the PBS LearningMedia logo. To the right are links for 'HELP' (FAQ, Feedback) and 'LOG IN'. Below the header are navigation options: 'BROWSE STANDARDS', 'BROWSE BY GRADE & SUBJECT' (highlighted with a red box), and a search bar. Under 'BROWSE BY GRADE & SUBJECT', there are two columns of options: 'Grades' (Pre-K to 13+) and 'Subjects' (The Arts, English Language Arts and Literacy, Health and Physical Education, Mathematics, Preschool, Professional Development, Science, Social Studies, World Languages). A green button labeled 'SEARCH SELECTED GRADES AND SUBJECT' is positioned below these options. Red lines connect the 'Grades' and 'Subjects' sections to the labels 'Grade Level' and 'Subjects' respectively. At the bottom, there is a promotional banner for 'Bring Your Classroom to Life With PBS' featuring a video of author Tim O'Brien reading a book, with a text box describing the video content.

Grade Level

SEARCH SELECTED GRADES AND SUBJECT

Subjects

Bring Your
Classroom to Life
With PBS



Tim O'Brien Recalls the
Vietnam War

Join author Tim O'Brien as he reads
an excerpt from "The Things They
Carried," a novel about American ...



Filter Your Search

Turn images on & off

The screenshot shows a search interface for the query "planets". On the left, a sidebar contains several filter categories, each with a plus sign icon: Grades, Subject, Media Type, Language, Accessibility Features, Permitted Use, and Custom Organization Content. A red box highlights this sidebar. At the top of the main content area, it displays "323 results for 'planets'", a "Turn images off" button (highlighted with a red box), and a "Sort by: Relevance" dropdown menu (also highlighted with a red box). Below this, three search results are shown as cards. The first card is a video titled "PLANETS" with a duration of 00:03:26, featuring an image of Saturn. The second card is a video titled "THE PLANET HUNTERS" with a duration of 00:10:37, featuring an image of a planet in space. The third card is a lesson plan titled "MEET THE PLANETS" with a duration of 00:10:37, featuring an icon of a document. Each card includes a "PROVIDED BY:" field with the provider's name.






Sort results by:

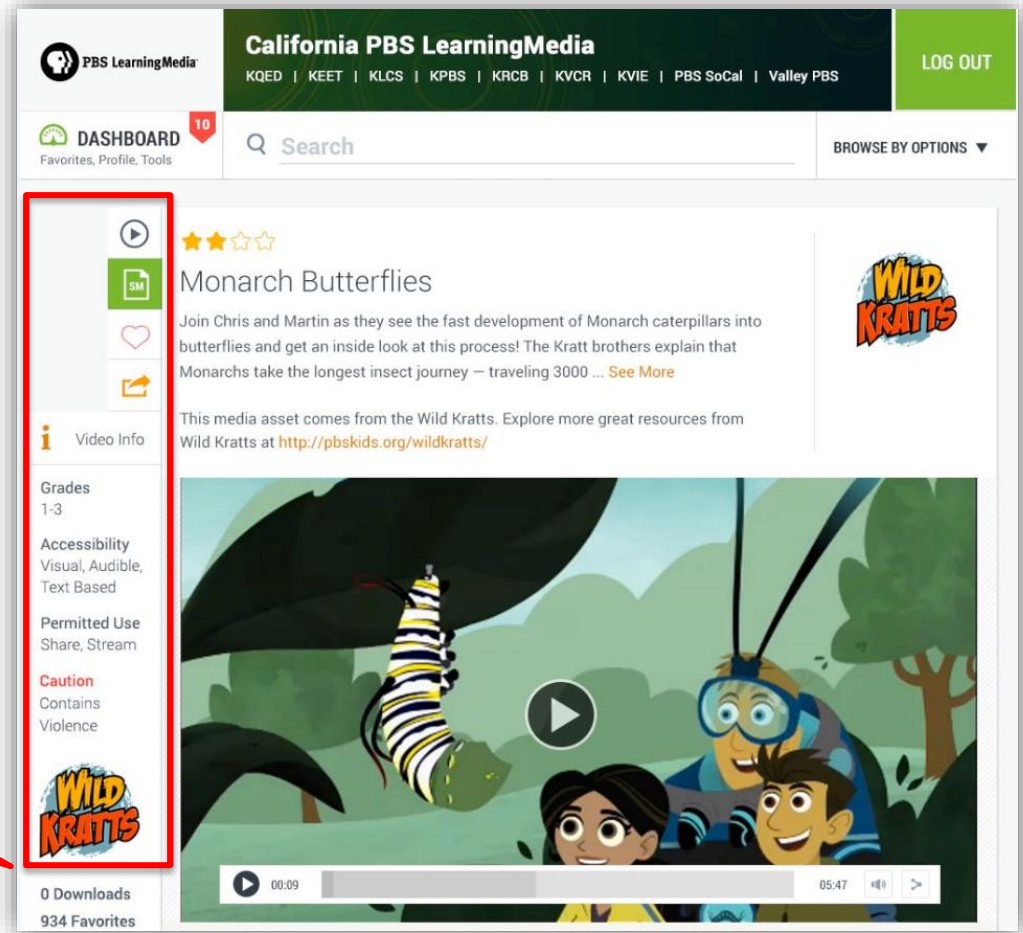
- Relevance
- Newest/Oldest
- Alphabetical
- Most Viewed
- Most Favorited

Filter search results



Resource Pages

- Media Type 
- Access Support Materials 
- Favorite Resource 
- Share Resource via Social Media or Email 
- Expand Resource Info 



The screenshot shows the PBS LearningMedia interface. At the top, it says "California PBS LearningMedia" with station logos (KQED, KEET, KLCS, KPBS, KRCB, KVCR, KVIE, PBS SoCal, Valley PBS) and a "LOG OUT" button. Below that is a "DASHBOARD" section with a "Search" bar and "BROWSE BY OPTIONS" dropdown. The main content area features a video player for "Monarch Butterflies" from the "Wild Kratts" series. The video player includes a play button, a progress bar (00:09 / 05:47), and volume controls. To the left of the video player is a sidebar with icons for video info, grades (1-3), accessibility (Visual, Audible, Text Based), permitted use (Share, Stream), and a caution (Contains Violence). The sidebar also shows "0 Downloads" and "934 Favorites". The "Wild Kratts" logo is visible in the bottom left corner of the sidebar.



Resource Pages

transcript Also available in [Spanish](#) | [French](#)

I accept the terms and conditions [outlined in this license.](#) [Download Video](#)

Support Materials

+ Teaching Tips

Examine the stages in the life cycle of Monarch butterflies and discover how Monarchs make their long migratory journey. Learn how to collect, tag, and release butterflies to research their migration.

[Monarch Butterflies Lesson Plan](#)

+ Discussion Questions

+ Educational Standards

You might also like

- Migrating Monarchs
- Monarch Migration
- Voyage of the Butterflifer XT
- Nano: Butterfly Wings

Resource support materials

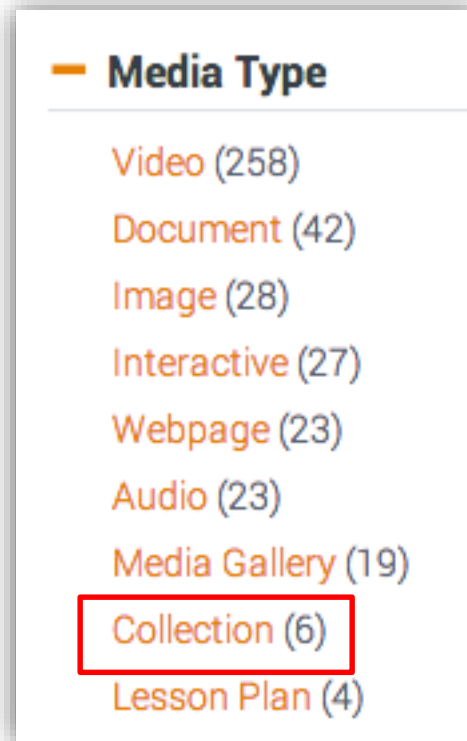
View standards alignment

List of suggested resources



Collection Pages

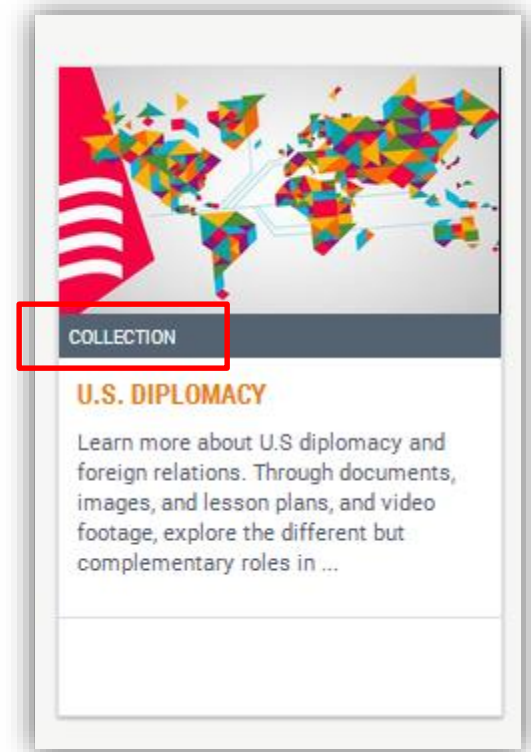
- Collections contain curated resources around a particular subject or topic
- Collections are shown within search results
- Using the Media Type filter, users can choose to view only Collections



— **Media Type**

- Video (258)
- Document (42)
- Image (28)
- Interactive (27)
- Webpage (23)
- Audio (23)
- Media Gallery (19)
- Collection (6)**
- Lesson Plan (4)

A screenshot of a 'Media Type' filter menu. The menu is titled 'Media Type' with a minus sign to its left. It lists various media types with their respective counts in parentheses: Video (258), Document (42), Image (28), Interactive (27), Webpage (23), Audio (23), Media Gallery (19), Collection (6), and Lesson Plan (4). The 'Collection (6)' item is highlighted with a red rectangular box.



COLLECTION

U.S. DIPLOMACY

Learn more about U.S. diplomacy and foreign relations. Through documents, images, and lesson plans, and video footage, explore the different but complementary roles in ...

A screenshot of a collection page. At the top, there is a graphic featuring a world map composed of colorful triangles and a red and white striped flag. Below the graphic, the word 'COLLECTION' is written in a dark box. The main title of the collection is 'U.S. DIPLOMACY'. Below the title, there is a short paragraph of text: 'Learn more about U.S. diplomacy and foreign relations. Through documents, images, and lesson plans, and video footage, explore the different but complementary roles in ...'. A red rectangular box highlights the 'COLLECTION' label.



Collection Pages

Discover curated resources on Collection Pages

View suggestions for other relevant resources and collections

The screenshot shows the PBS LearningMedia website interface for the 'Global Learning & Diplomacy Collection'. At the top, there are navigation options: 'BROWSE STANDARDS', 'BROWSE BY GRADE & SUBJECT', and a search bar. The main header features the collection title 'GLOBAL LEARNING & DIPLOMACY COLLECTION' next to a colorful world map graphic. On the left side, there is a 'Browse by Topic' sidebar with several categories: 'Must See' featured global learning resource collections, 'Blog: On the Road to China', 'Global Learning & Awareness', 'U.S. Diplomacy', 'First Ladies of the United States', 'Around the Globe: China', 'Around the Globe: France', and 'Weather, Earth and Space'. Below this is a 'You May Also Like' section with a featured item 'Introduction to China' for grades 6-13+. The main content area is divided into two featured articles. The first article is titled 'Take A Virtual Trip to China with The First Lady', featuring a photo of Michelle Obama and text about a virtual event from March 20-26, 2014. It includes a list of links: 'Blog: On the Road in China', 'NEW Resource Collections & PBS Favorites', 'First Lady Blog & Videos', and 'Virtual Event'. The second article is titled 'Virtual Event: Around the Globe with PBS', featuring a photo of a sunset over a landscape and text about a special PBS LearningMedia event on Tuesday, 4/1/2014 at 1:00PM EDT, for grades PreK-1, which is free for students.



Accessing Your Dashboard

PBS LearningMedia

DASHBOARD
Favorites, Profile

HELP
FAQ, Feedback

LOG OUT

BROWSE STANDARDS BROWSE BY GRADE & SUBJECT ▼ Search

New School Year
New Resources
New Look
Infinite Inspiration
for Your Classroom

Daniel Tiger Goes Back to School
Help your youngest learners prepare for the new school year with this rich collection of activities, ...

SCIENCE
Today in Biology: Explore the Sea Anemone.

SOCIAL STUDIES
Today in History: Discover an ancient Roman theater.

MATH
Today in Counting: Count to 20 with Peg + Cat.

ENGLISH LANGUAGE ARTS
Today in Poetry: Explore the works of Carl Sandburg.

Access your Dashboard to:

- Manage Favorites
- Update Profile
- Use Productivity Tools (Coming Soon!)



Viewing Favorites and Folders

PBS LearningMedia LOG OUT

DASHBOARD Favorites, Profile **BROWSE BY OPTIONS** ▼

My Favorites

All Favorites (41)

Folders

- 2014 Digital Innovators Summit (5)
- 6-12 STEM (3)
- 8-12 Shakespeare (4)
- AASL Conference (6)
- Arts Resources (0)
- Early Childhood Math (2)
- EDC Impact Study (1)
- Shakespeare (0)
- West Virginia (3)

[+ Add New Folder](#) [Manage Folders >](#)

All Favorites Sort by Select one... ▼

Select All [Add to Folder](#) [Delete Resource](#) [Add a Link](#)

The Design Process
Created: 07/09/2012
Grades: 6-12
From: WGBH
INTERACTIVE

6-12 STEM ✕

Amazing Heart Facts
Created: 09/26/2003
Grades: 6-8
From: NOVA
DOCUMENT

6-12 STEM ✕

Notes

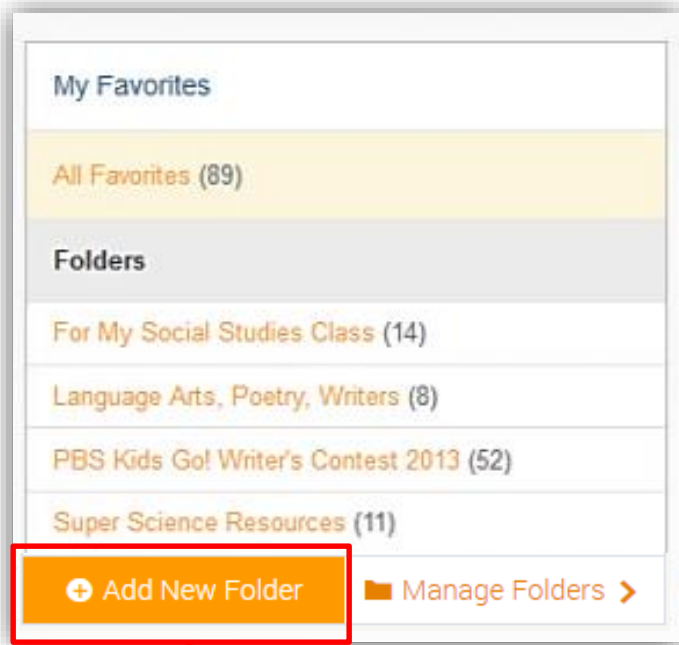
- Sort favorites by:
- Newest to Oldest
 - Oldest to Newest
 - A to Z
 - Z to A

Resources you identify as favorites are curated here



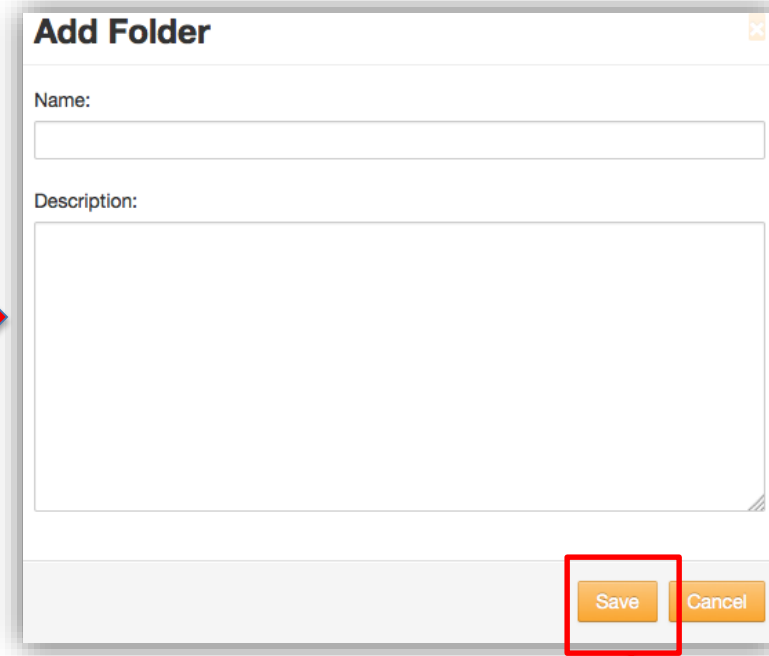
Create Folders for Favorites

List of favorites and folders



Click to create a new folder

Name your folder and write a description



Save your folder



Add Resources to Folders

Select resource to add to folder

The screenshot displays a user interface for managing educational resources. On the left, a sidebar titled "My Favorites" contains a list of folders: "All Favorites (89)", "For My Social Studies Class (14)", "Language Arts, Poetry, Writers (8)", "PBS Kids Go! Writer's Contest 2013 (52)", and "Super Science Resources (11)". Below this list are buttons for "Add New Folder" and "Manage Folders". The main content area is titled "All Favorites" and includes a "Sort by" dropdown menu. A toolbar contains buttons for "Select All", "Add to Folder", "Delete Resource", and "Add a Link". A red box highlights the "Add to Folder" button, with a red line pointing to the "All Favorites" title. Another red box highlights the "Add a Link" button, with a red line pointing to the text "Add external links". The resource list shows two items: "The Design Process" (an interactive resource with a thumbnail showing a classroom activity) and "Amazing Heart Facts" (a document resource with a thumbnail showing a document icon). A folder filter "6-12 STEM" is visible above the resources. Each resource has a "Notes" section on the right.

List of favorites and folders



Manage Favorites and Folders

Delete Folders

My Favorites

- All Favorites (89)
- Folders**
- For My Social Studies Class (14)
- Language Arts, Poetry, Writers (8)
- PBS Kids Go! Writer's Contest 2013 (52)
- Super Science Resources (11)

Manage Folders Sort by

Select All **Delete Folders**

For My Social Studies Class
Note: Integrate these into Monday's lesson plan. **Edit & share folders**

Language Arts, Poetry, Writers
Please review these resources and prepare to discuss them in class on Monday.

PBS Kids Go! Writer's Contest 2013
Use these resources with your K-3rd grade students to support the development of their composition and writing skills.

Super Science Resources
Dawn - here are a few resources that you might want to use in your next class. I love the scientist profiles!

Manage Folders

Manage Folders




Productivity Tools for Teachers + Student Experience



Accessing Tools & Student View



 **DASHBOARD**
Favorites, Profile, Tools

 **HELP**
FAQ, Feedback


BROWSE STANDARDS

BROWSE BY GRADE & SUBJECT ▼

Search

- Log in to your PBS LearningMedia account.
- Select Dashboard at the top of the page.
- Tools and Student View will be visible in your list of options.

 **DASHBOARD**
Favorites, Profile, Tools

 Favorites & Folders

 Profile

 Tools

 Student View



Tools Page

On the Tools page, you can access the Lesson Builder, Quiz Maker, and Storyboard Tools

TOOLS

Lesson Builder

Storyboard

Tools

Make your next lesson POP with custom-built, highly visual, and interactive activities. These tools make it easy personalize learning, create student assignments, and track student progress.

Lesson Builder

Create a media-rich lesson with your favorite PBS video content.

Storyboard

Tap into amazing video and spectacular graphics to design and build your next presentation.

Let us know what you think!

Feedback ▶



Lesson Builder Tool

The Lesson Builder Tool enables you to incorporate PBS video content into a self-paced activity for your students. Using the Quiz Maker Tool, you can embed quiz questions that accompany the video in your lesson.

Tools

Make your next lesson POP with custom-built, highly visual, and interactive activities. These tools create assignments, and track student progress.

Lesson Builder

Create a media-rich lesson with your favorite PBS video content.

Storyboard

Tap into amazing video and spectacular graphics to design and build your next presentation.



Creating a Lesson

Lesson Builder

Add questions to video clips to build an interactive lesson or fun game.

[See a demo](#) or [read the frequently asked questions](#).

- Select *Create a Lesson* to begin designing your activity

Create a Lesson

- View and edit saved lessons

My Lessons

+ Volcanoes 2



Creating a Lesson

Create a Lesson

Build your lesson in three easy steps.

1. Pick the video you want to share.
2. Enter the title, instructions, and questions.
3. Share the Assignment Code with your students.

Create a lesson in 3 easy steps.



* Required Field

Title *

Give your lesson a title.

— Add Introductory Text

The text you provide here will be displayed to your students prior to viewing the media.

B *I* U |  

Add text your students will see when they access the lesson.



Adding a Video to Your Lesson

— Add Video *

Drag your video
here.

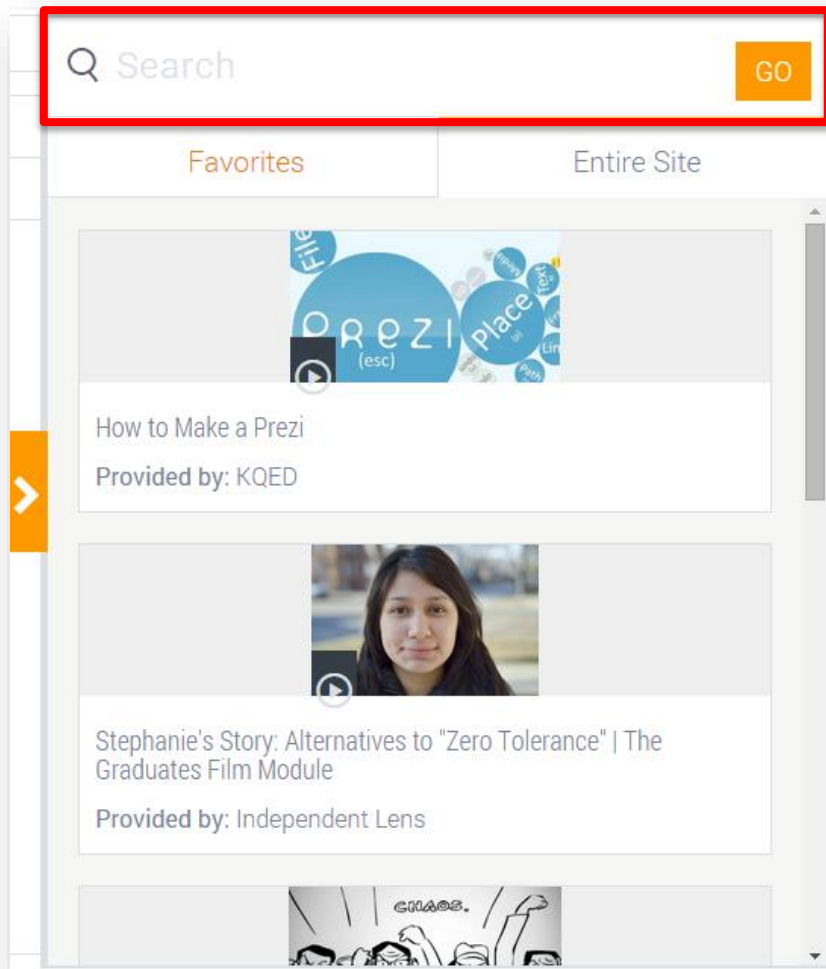
Search here for quick
access to videos.



Click the
magnifying glass
to search for
videos.



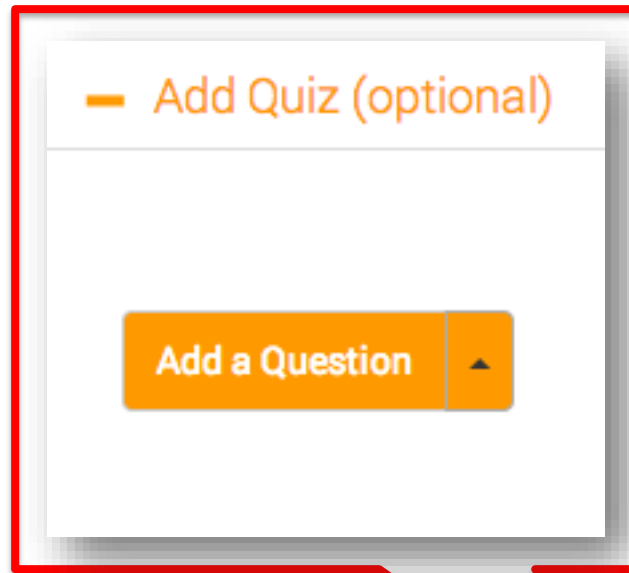
Adding a Video to Your Lesson



- Search videos from the entire PBS LearningMedia library and your favorites.
- Select a video for your lesson and drag it into the space provided.



Quiz Maker Tool



- Click the plus sign to add a question to your lesson.
- Click *Add a Question* to insert a multiple choice, fill in the blank, or short answer question.

— Add Video *



Lincoln's Growth and Change


Provided by: WNET

[Credits](#)

+ Add Quiz (optional)



Adding a Multiple Choice Question

Question 1 (Multiple Choice) 

Question:

What planet is closest to the sun?

Answers (Check one or more correct answers.)

Answer A: Mars

Answer B: Mercury

Answer C: Venus

Answer D: Jupiter

Answer E:

- For multiple choice questions, type your question and answer choices.
- Check one or more of the correct answers.
- Individual questions can be deleted by clicking the trash can icon.



Adding a Fill in the Blank Question

Question 1 (Fill in the Blank)

Question:

Example: _____ is the capital of Washington state.

Answers: (Add all possible correct answers, separated by commas. Only an exact match will be considered correct. Answers are not case sensitive.):

Example: Olympia

- Type your question in the space provided, inserting an underscore in place of the correct answer.
- Type the answer to your question in the space provided. Answers are not case sensitive.



Adding a Short Answer Question

Question 1 (Short Answer)



Question:



Students will be prompted to give a short answer of 250 characters or less.

- Type your question in the space provided.
- Students' answers must be 250 characters or less.



Saving Your Lesson

I have read and agree to the [PBS LearningMedia Student Privacy Notice](#). By creating an assignment for my students, I consent to the collection, use, and disclosure of students' personal information consistent with the Student Privacy Notice and the [PBS LearningMedia Privacy Policy](#).

Save Assignment

Cancel

- Click that you have read and agreed to the privacy notice.
- Save your assignment.



Viewing Your Completed Lessons

Lesson Builder

Add questions to video clips to build an interactive lesson or fun game. Use this workspace to save and edit lessons and create new ones.

[See a demo](#) or [read the frequently asked questions](#).

Create a Lesson

My Lessons

+ Planets in the Solar System

[View Results](#) | [Edit](#) | [Preview](#)

- Once your lesson is saved, it will appear in your list of lessons.
- Next to each lesson, you can view results of your students' work, edit your lesson and preview your lesson in the student view.



Assigning Your Lesson

My Lessons



Planets in the Solar System

- Click the plus sign next to your lesson to view the *Assignment URL* and *Assignment Code*

— Planets in the Solar System

[View Results](#) | [Edit](#) | [Preview](#)

Assignment URL:

[Email link](#)



Assignment Code: apple889

- Students can visit the *Assignment URL* to complete the lesson or submit the *Assignment Code* on pbsstudents.org.



Viewing Quiz Results

— Planets in the Solar System

View Results | Edit | Preview

Assignment URL: <http://tools.pbslm.org/student/code/#apple889> Email link

Assignment Code: apple889

- Click *View Results* to see your students' progress on the quiz.



Viewing Quiz Results

Planets in the Solar System

0 students completed the activity

Export Results

Export Results

Quiz Review

Q1 _____ is the 6th planet from the sun.

Answers:

Saturn

of students

0

- You will see an overview of the lesson completion rate and number of students who answered each question.
- A full list of each students' progress and responses to quiz questions can be exported into an Excel document.



Storyboard Tool

The Storyboard Tool allows you to design interactive web pages with videos, artwork, dynamic backgrounds and images from PBS LearningMedia.

Tools

Make your next lesson POP with custom-built, highly visual, and interactive activities. These tools create assignments, and track student progress.

Lesson Builder

Create a media-rich lesson with your favorite PBS video content.

Storyboard

Tap into amazing video and spectacular graphics to design and build your next presentation.



Storyboard Tool

- Select *Create a Storyboard* to begin designing your project.

Create a Storyboard

PBS brings the real world to your next lesson. Create a media-rich storyboard and share what they know!

[See a demo](#) or [read the frequently asked questions](#).

Create a Storyboard

Assign a Storyboard Project

- View and edit saved Storyboard projects

My Storyboards

Storyboard Assignments

+ The Solar System

+ Alaska Facts



Creating a Storyboard

TOOLS

Lesson Builder

Storyboard

Create a Storyboard

Snap your project together with a five simple steps.

1. Give your storyboard a title and introductory text.
2. Use the Add and Search functions to find the perfect video, images, and clipart.
3. Insert descriptive text, labels, and captions that tell your story.
4. Set the perfect layout. Review, proof, and edit your copy.
5. Save and share your storyboard!

Title * Save

+ Add Text + Add Clipart + Add Media + Add Background

Click to add text.

Create a Storyboard in 5 easy steps.

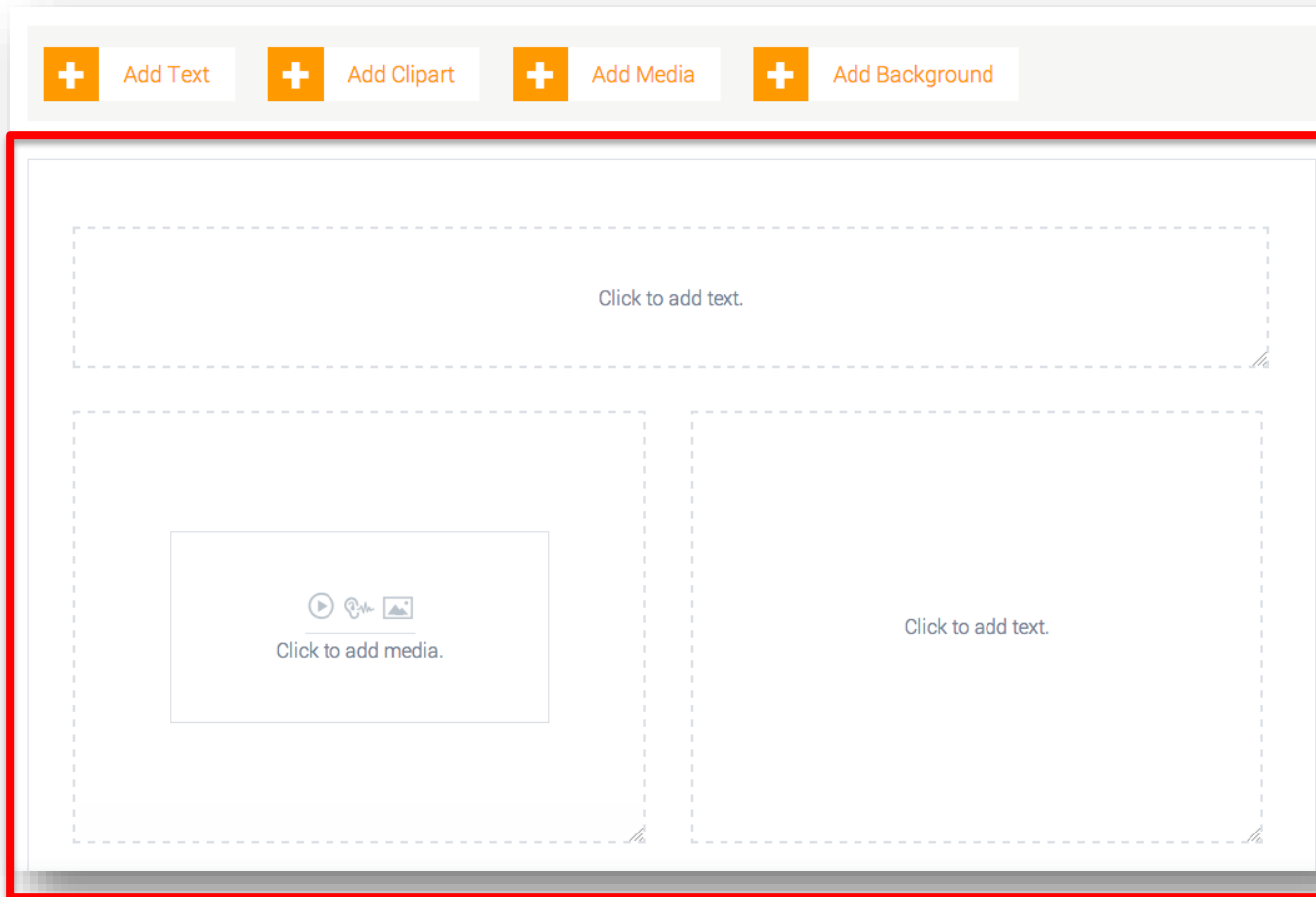
Give your Storyboard a title.

Click the + to add:

- Text
- Clipart
- Media
- Backgrounds



Creating a Storyboard



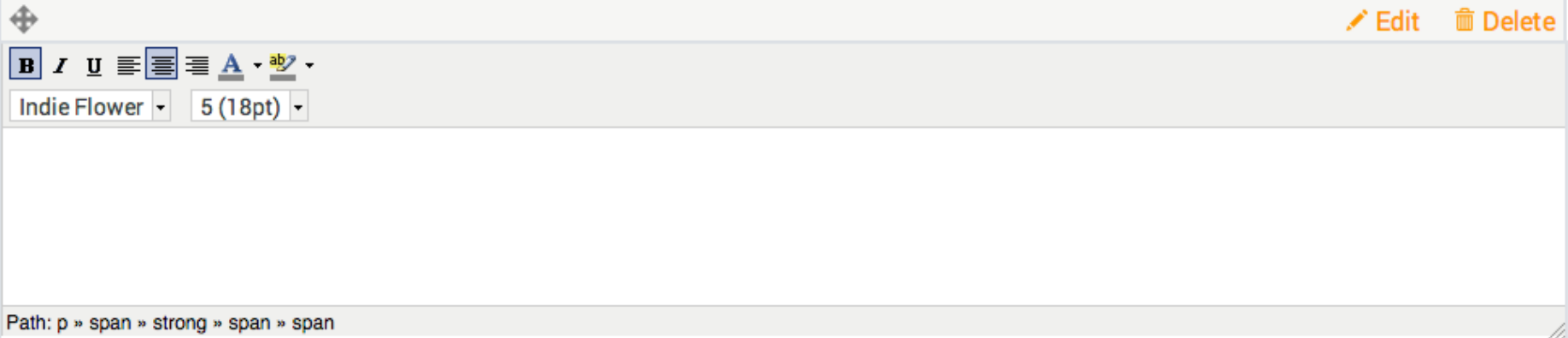
- Added text, clipart, media and backgrounds will appear in your project.
- Each component can be edited and formatted separately.



Adding Text

Click to add text.


- Click inside the box to add text to your project.



The screenshot shows a text editor interface. At the top right, there are two orange icons: a pencil labeled "Edit" and a trash can labeled "Delete". Below these is a toolbar with various text formatting icons: bold (B), italic (I), underline (U), bulleted list, numbered list, text color (A), and background color (ab). Below the toolbar, there are two dropdown menus: "Indie Flower" for the font and "5 (18pt)" for the font size. The main text area is empty. At the bottom left, the breadcrumb path is displayed as "Path: p » span » strong » span » span".



Formatting and Editing Text

- Text formatting tools
- Use  to drag text box to a new position

Edit or delete text at any point during your project

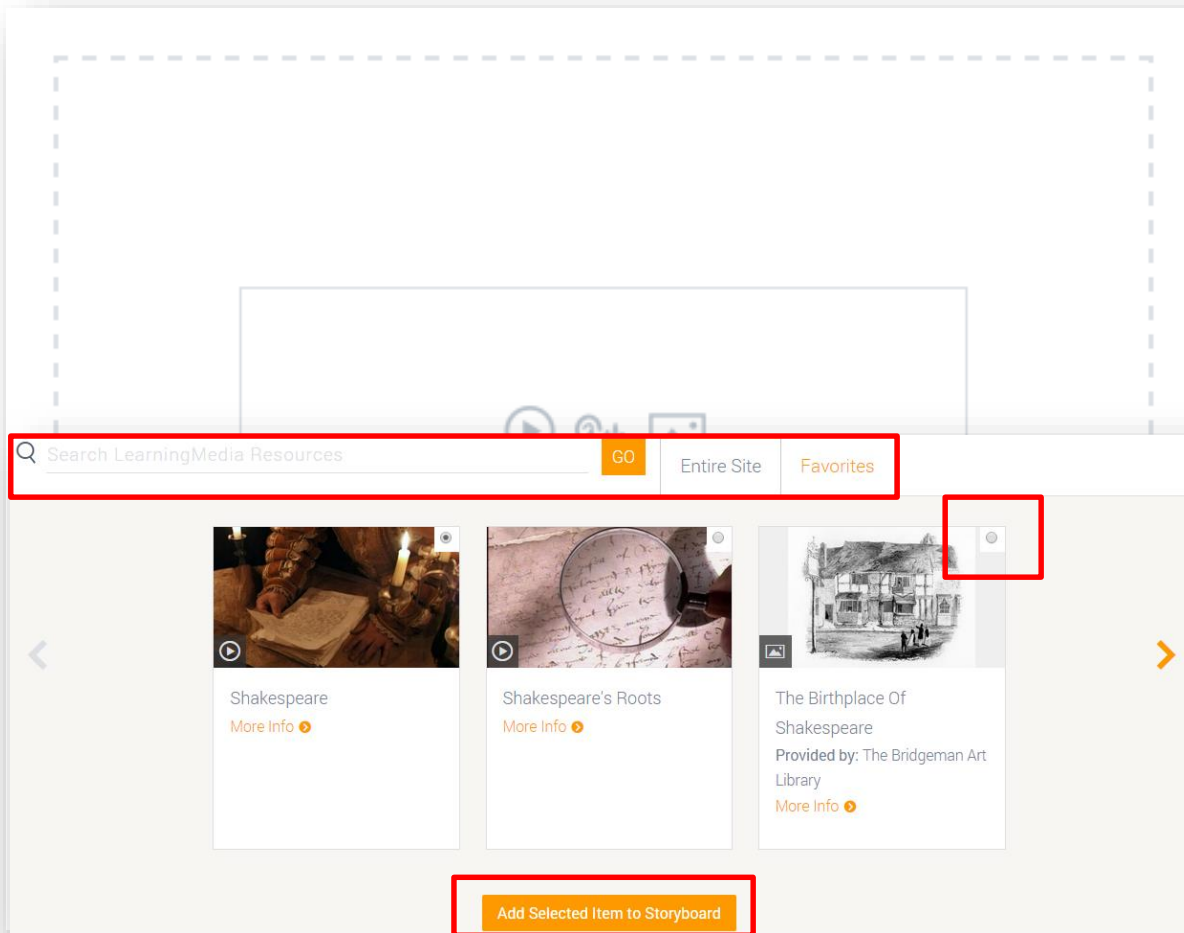


The screenshot shows a text editor interface. A red box highlights the top-left toolbar containing icons for bold (B), italic (I), underline (U), list, indent, text color (A), and background color (ab). Below these are dropdown menus for the font 'Indie Flower' and size '5 (18pt)'. A red line connects this box to the second bullet point in the list above. Another red box highlights the top-right area with 'Edit' and 'Delete' buttons. A third red box highlights a small square handle in the bottom-right corner of the text box. A red line connects this box to the text 'Drag to resize text box' below. The text 'The Solar System' is centered in the editor, and the path 'Path: p » span » strong » span » span' is visible at the bottom left.

Drag to resize text box



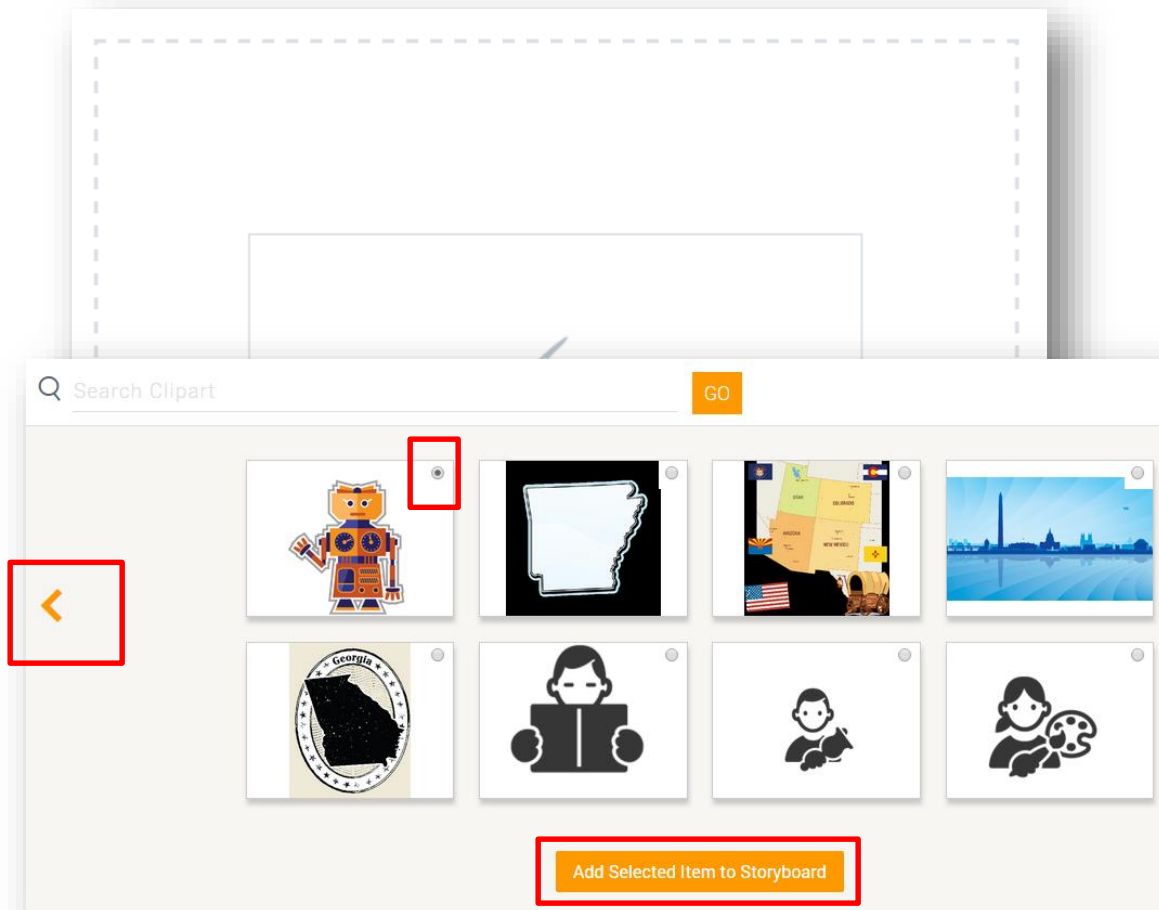
Adding Media



- To add media, click inside media box.
- A search bar appears to add video, audio and images.
- Media can be added from the entire PBS LearningMedia library and from your favorites.
- Select the media you want to include.
- Add the media to your Storyboard.



Adding Clipart



- Click inside the clipart box.
- Search bar appears to add clipart from the library.
- Search through the clipart library using the orange arrows.
- Select the clipart you want to include.
- Add the image to your Storyboard.

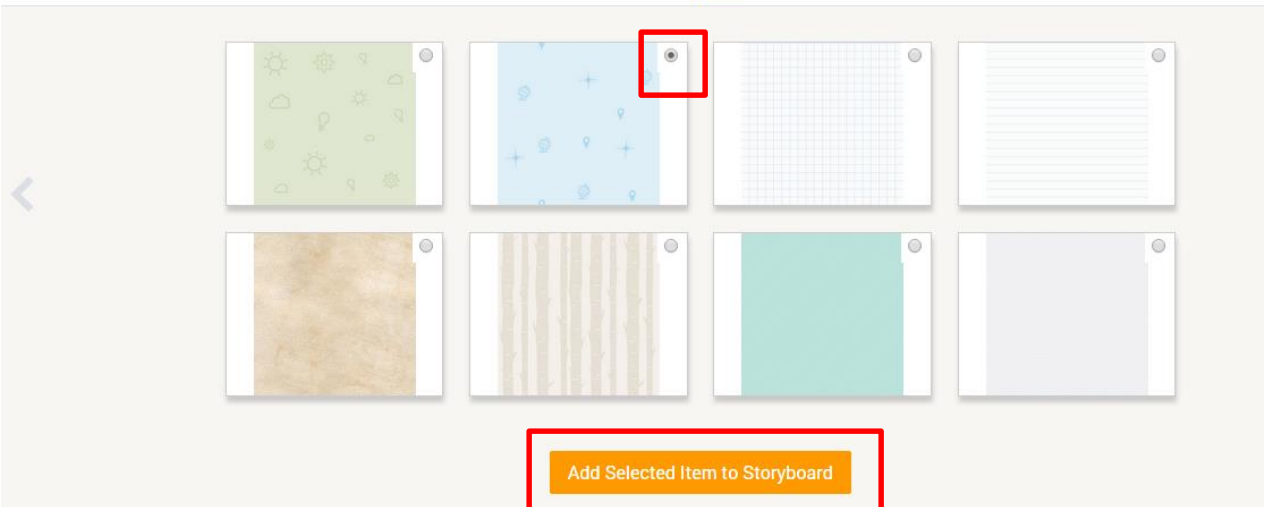


Adding Background



Search Backgrounds

GO



- Select *Add Background* at the top of the page to view backgrounds.
- Select the background you want to include.
- Add the background to your Storyboard.



Saving and Previewing Storyboard

Create a Storyboard

Snap your project together with a five simple steps.

1. Give your storyboard a title and introductory text.
2. Use the Add and Search functions to find the perfect video, images, and clipart.
3. Insert descriptive text, labels, and captions that tell your story.
4. Set the perfect layout. Review, proof, and edit your copy.
5. Save and share your storyboard!

Title *

Save

Preview

- Preview how your students will see your Storyboard.
- Save all changes before navigating away from page.



Assigning a Storyboard Project

- Select *Assign a Storyboard Project* to write an assignment for students to create their own Storyboards.
- All Storyboard Assignments will appear in this area.

Create a Storyboard

PBS brings the real world to your next lesson. Create a media-rich storyboard and share what they know!

[See a demo](#) or [read the frequently asked questions](#).

Create a Storyboard

Assign a Storyboard Project

My Storyboards

Storyboard Assignments

+ Planet Earth



Assigning a Storyboard Project

Assign a Storyboard Project


Assigning a storyboard project is easy! Just fill in the assignment title and instructional text, then give your students the access code. Students will be given a blank storyboard that they can produce and submit back to you.

* Required Field

Title*

— Add Introductory Text

The text you provide here will be displayed to your students prior to viewing the storyboard project.

B *I* U |  

Path: p

- Give your assignment a title.
- Add the text your students will see when they visit the assignment.



Assigning a Storyboard Project

I have read and agree to the [PBS LearningMedia Student Privacy Notice](#). By creating an assignment for my students, I consent to the collection, use, and disclosure of students' personal information consistent with the Student Privacy Notice and the [PBS LearningMedia Privacy Policy](#).

Save Assignment

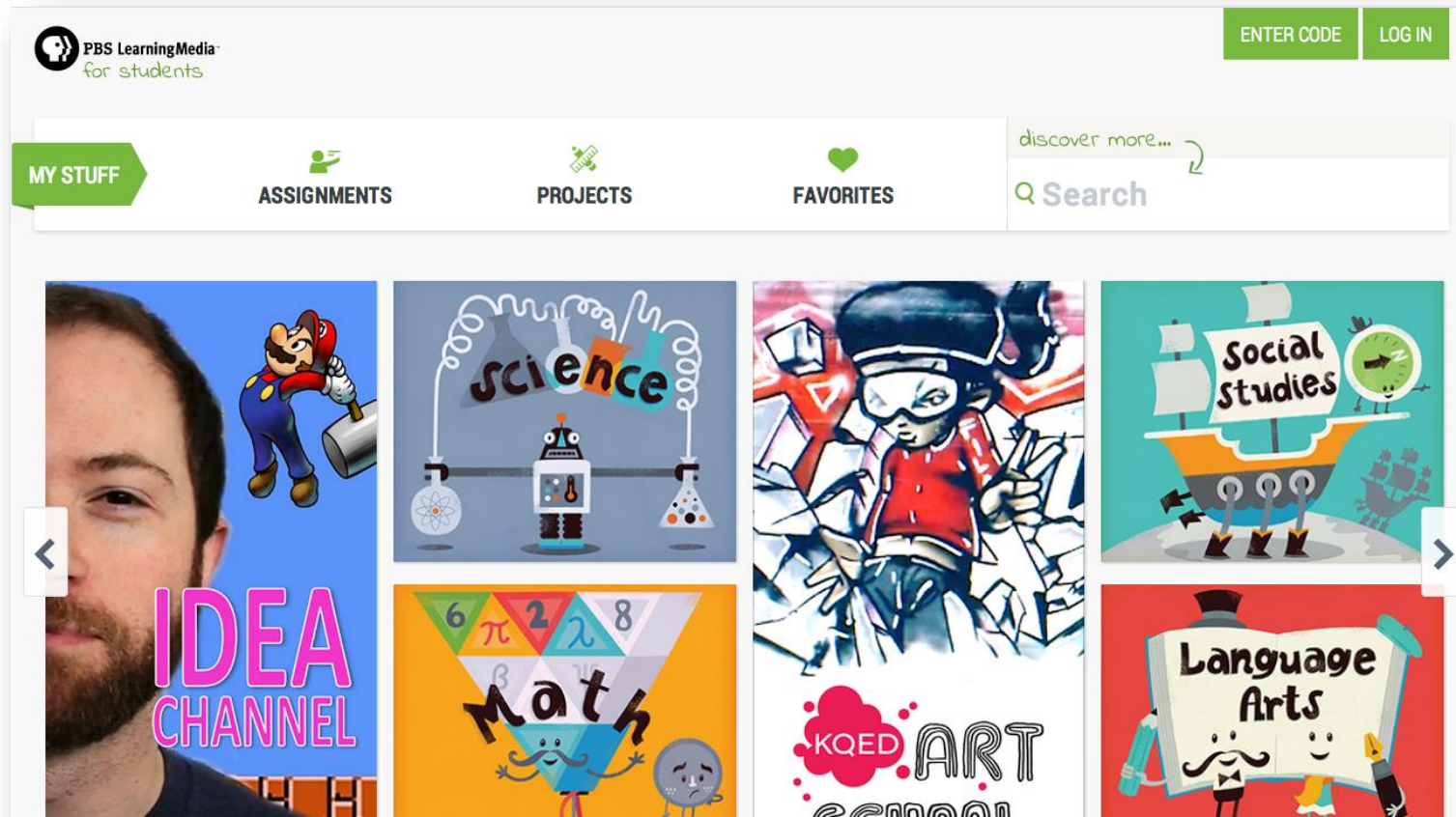
Cancel

- Click that you have read and agreed to the privacy notice.
- Save your assignment.

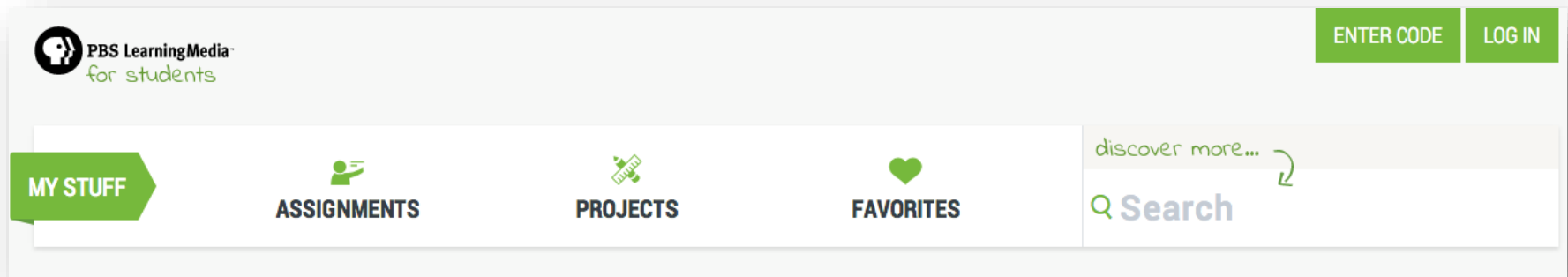


PBS LearningMedia for Students

Access the PBS LearningMedia student site at pbsstudents.org



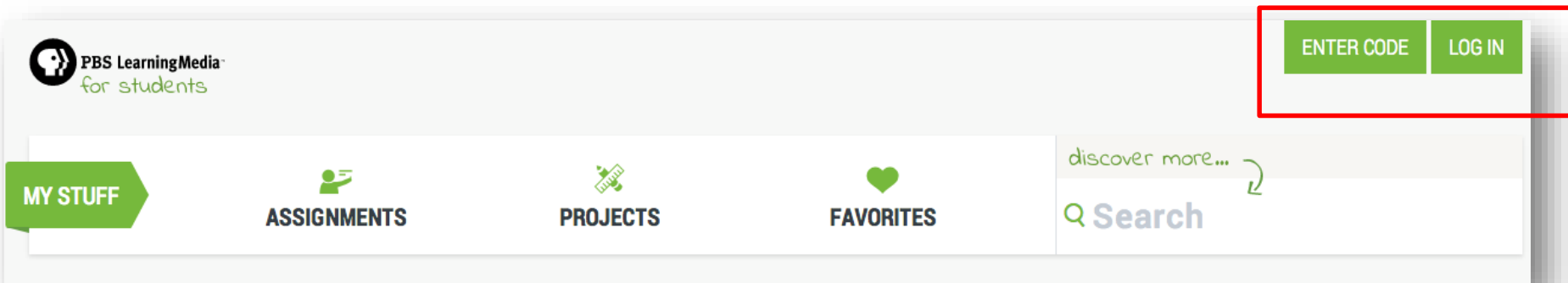
Features of the Student Experience



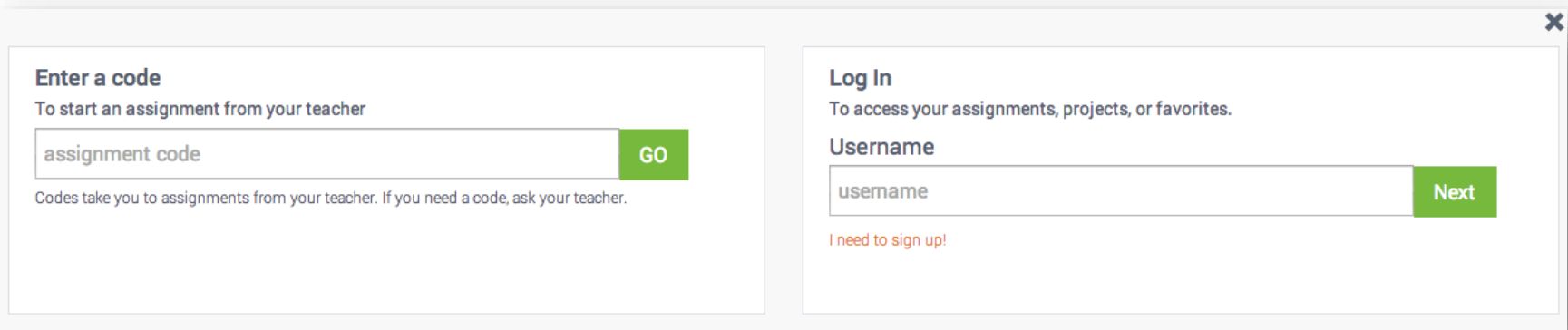
- Students do not need an account to search for content.
- Content and features specific to educators have been removed from the student experience, including professional development resources, teacher support materials, educational standards, and sharing options.
- Students of any age can enter assignment codes and visit assignment URLs without being logged into the site.
- Students 13 years and over can create their own accounts and create Storyboards.



Student Login and Assignment Codes



- When students select *Enter Code* or *Log In*, they will be prompted to provide their assignment code or login information.



Student Login and Assignment Codes

Log In
To access your assignments, projects, or favorites.

Username

I need to sign up!

- When students select *I need to sign up*, they will be prompted to provide their birthday.
- Students who have an account can create projects and favorite content.
- Students 13+ can save and share their work.

Your PBS Student Account will let you create projects and favorite content. If you are 13+, you can also save and share your work.

Set up your username and secret question. Let's get started!

When is your birthday?

Month	◆	Day	◆	Year	◆
-------	---	-----	---	------	---



Student Login and Assignment Codes

Create Your Username!

Choose carefully! Your username will follow you around the site and show up on assignments that you submit to your teacher.

GiddyKangaroo



- Students will be prompted to choose a username generated by the site.



Student Login and Assignment Codes

Pick a Question and Set Your Answer

Your secret question, along with your username will give you access to your account.

What is your favorite color?



- Next, students will be prompted to choose a secret question and supply an answer.



Student Login and Assignment Codes

You did it!

Write this down or print it out. Keep it somewhere safe.

Username: **YellowRascal**

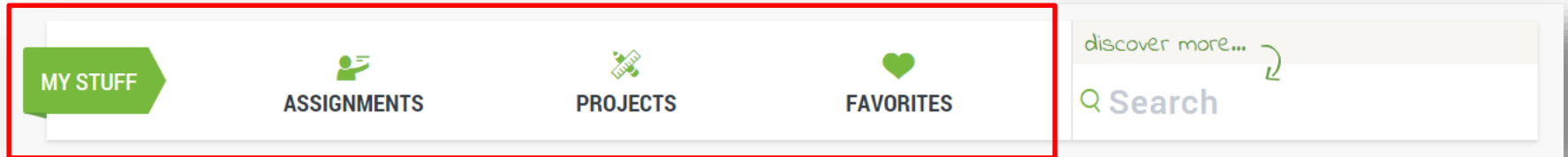
Secret Question: What is your favorite animal?

Answer: deer

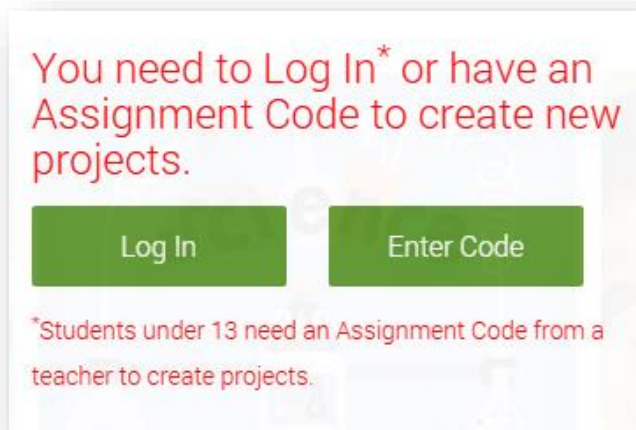
- Students will receive confirmation of their username and secret question and answer.
- Username and question answer are not case sensitive.



Accessing *My Stuff*



- Students must have a code from their teacher or be logged in to access *Assignments*, *Projects*, and *Favorites*.
- All students can search content without being logged in to the site.



- Students who attempt to access categories in *My Stuff* without a code or login will receive a message.




Engage with PBS LearningMedia

Every day, we communicate with educators through:

- PBS LearningMedia Homepage
- Email & Newsletter
- Social Media (Facebook, Twitter, Pinterest)
- Virtual and Live Events





PBS LearningMedia™
pbslearningmedia.org